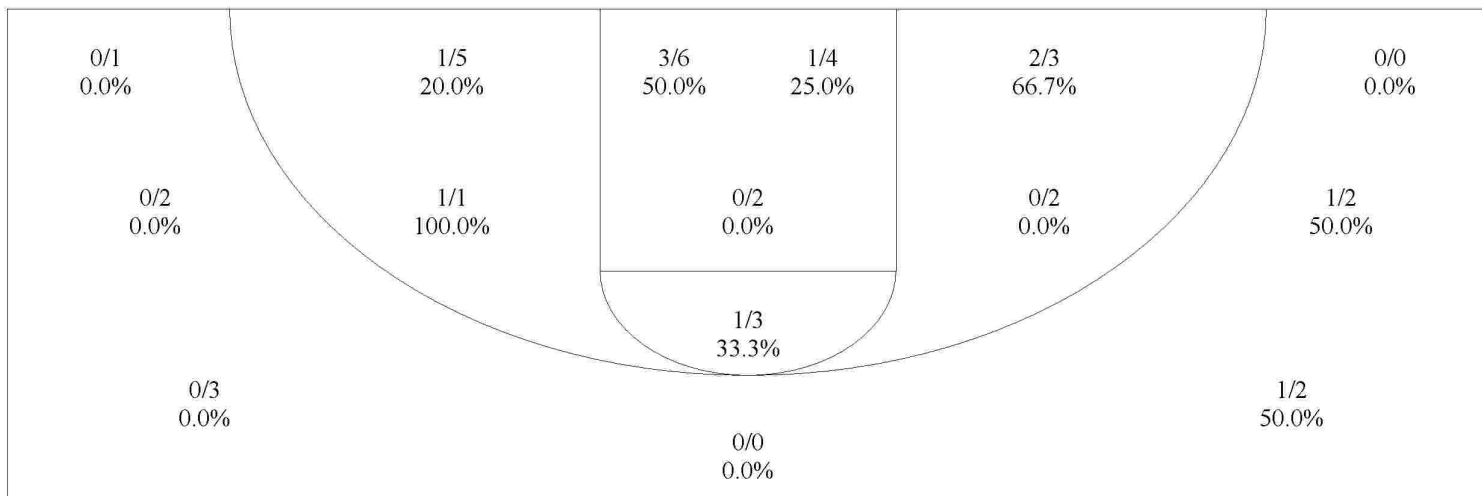


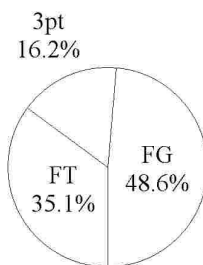
2005 AHSAA State Basketball Championships - TEAM SHOT CHART for the Johnson Jaguars

Johnson Jaguars vs. Ramsay Lady Rams
 DATE: 03/05/2005 TIME: 6:00 SITE: BJCC




Shot Summary	M/A	%	PTS
3Pt FG	2/10	20.0%	6
2Pt FG	9/26	34.6%	18
Layups - L	0/0	0.0%	0
Layups - R	0/0	0.0%	0
Dunks	0/0	0.0%	0
Putbacks	0/0	0.0%	0
Overall Shooting	11/36	30.6%	24
Free Throws	13/19	68.4%	13
Total Points			37

Scoring Distribution




Scoring Locations



By Period	FG	FGA	FG%	3Pt	3PA	3P%	FT	FTA	FT%	PTS	ORB	DRB	TR	PF	AST	TO	BS	ST	P/S
1st Period	3	9	33.3	0	2	0.00	2	2	100	8	1	6	7	4	1	9	1	5	0.80
2nd Period	3	9	33.3	0	1	0.00	1	4	25.0	7	2	8	10	3	1	3	2	0	0.64
3rd Period	3	8	37.5	1	2	50.0	5	6	83.3	12	2	5	7	1	2	2	2	0	1.09
4th Period	2	10	20.0	1	5	20.0	5	7	71.4	10	2	6	8	8	0	2	1	0	0.77
Game	11	36	30.6	2	10	20.0	13	19	68.4	37	7	25	32	16	4	16	6	5	0.82

Scoring Breakdown



Scoring Range

